

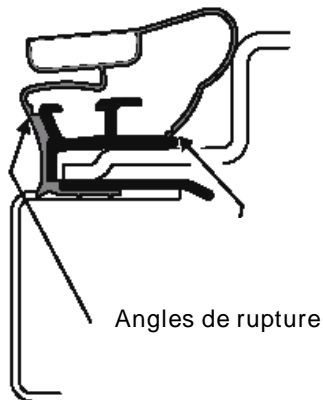
230687

NOTJOINT C


NOTICE DE REMPLACEMENT DU JOINT A CLIPSER




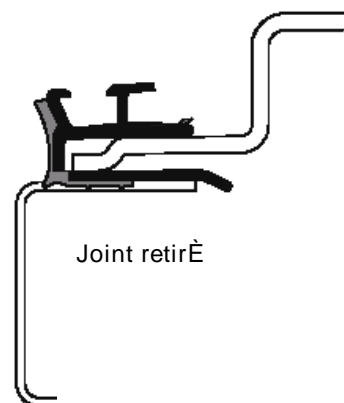
Vue en coupe




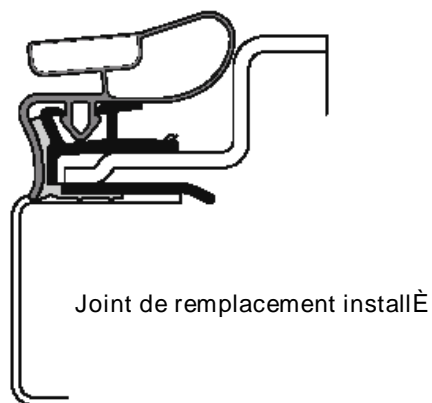
Instructions de montage du joint de remplacement



Inciser le joint à l'intérieur et à l'extérieur.



Détacher le joint.
Découper proprement les angles de rupture.



Supprimer les bavures du profilé dans le coin.
Appliquer le joint de remplacement.